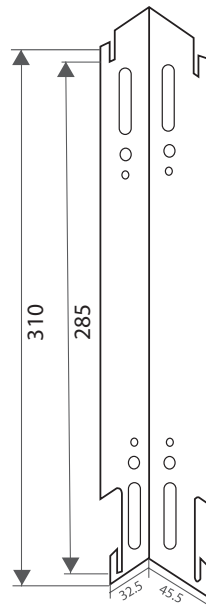
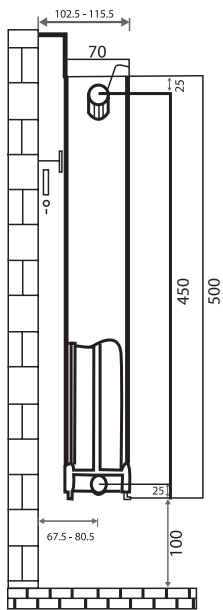


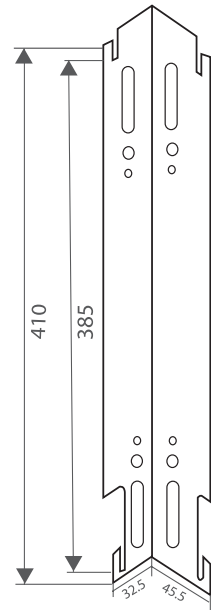
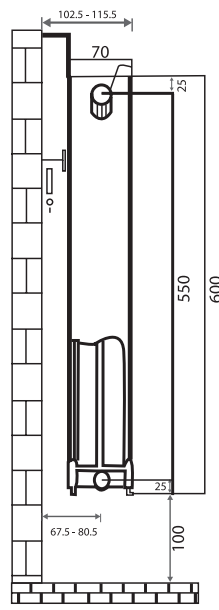
Prime-Heat Panel Convector Technical Specification

Radiator & Mounting Bracket Dimension

500



600



Height	Weight	Water Content
	Kg/M	Lt/M
600	32.55	5.75
500	28.22	4.98

Prime-Heat Panel Convector Technical Specification

Bracket Positioning

L	L1	L2	L3	Brackets	C	D	E
400	200			2	96	120	110
500	300			2	96	120	110
600	400			2	96	120	110
700	500			2	96	120	110
800	600			2	96	120	110
900	700			2	96	120	110
1000	800			2	96	120	110
1100	900			2	96	120	110
1200	1000			2	96	120	110
1400	1200			2	96	120	110
1600	1400			2	96 <td 120	110	
1800	1600	800	800	3	96	120	110
2000	1800	900	900	3	96	120	110

All dimensions are in mm

